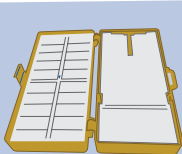
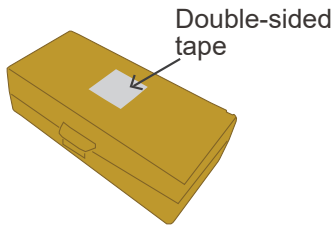


How To Use

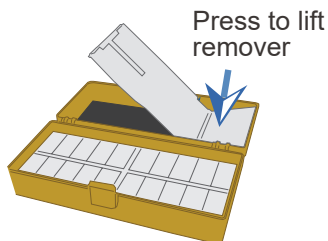
PREPARE

USE TWO HANDS:

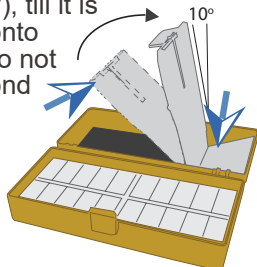
1. Peel the d/s tape, open the box and stick BNC-20 down.



2. Lift the blade remover to an almost vertical position.



Turn remover to an almost vertical position (about 10°), till it is snapped onto a catch. Do not force beyond the catch.

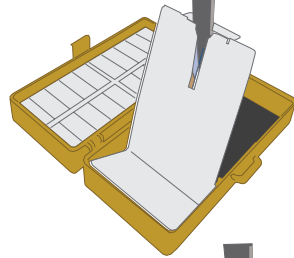
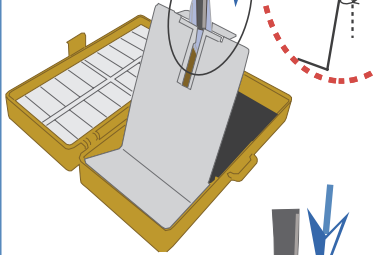
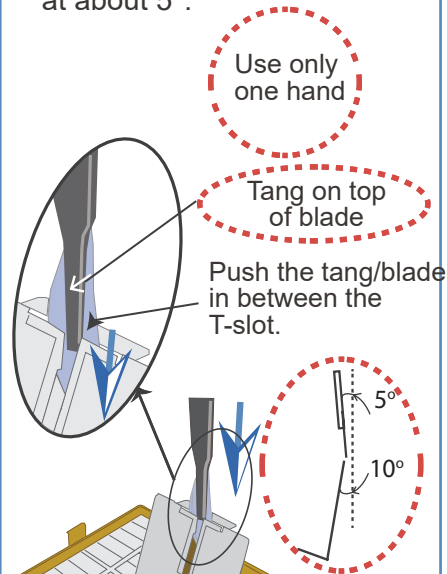


BNCBINS01A4

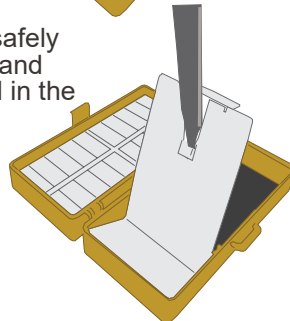
PUSH

SINGLE HANDED:

3. Push in to engage and safely contain the blade, slanting at about 5°.



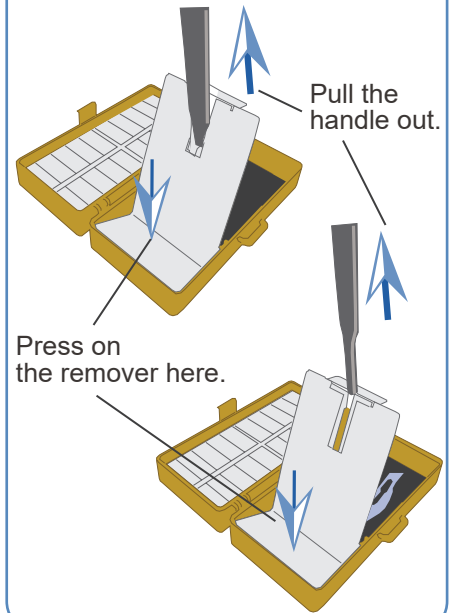
Blade is safely engaged and contained in the remover.



PULL

USE TWO HANDS:

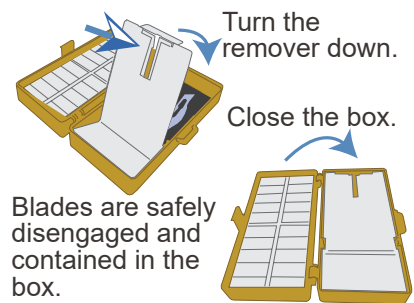
4. Pull the handle out, leaving the blade in the box.



DISPOSAL

COUNT AND DISPOSE OF:

5. After counting, turn the remover down and close BNC-20.



6. Dispose of BNC-20 as medical waste in sharps container.

